

Multidisciplinary  
International Conference



20<sup>th</sup> September 2022: Management

21<sup>st</sup> September 2022: Engineering

22<sup>nd</sup> September 2022: Pharmacy

23<sup>rd</sup> September 2022: Applied Science



Venue: GTU Chandkheda Campus, Ahmedabad

<https://www.gtuiicon.gtu.ac.in/>

## GTU International Conference - GTU ICON 2022

### Guidelines for Delegates (Only for Attending Conference)

#### Delegate Registration

- Every Delegate has to register him/herself on website. To register, pay the fees as mentioned below and then follow the registration process.
- After Registration, Delegate will be allotted unique Delegate id which will be a unique identification number for entire conference.
- All fields in the registration are compulsory, and no changes in the details will be allowed once the delegate has registered.
- A unique Delegate Id will be communicated to delegate on their registered e-mail after verification of the fees details. Hence it is mandatory to give correct e-mail id.
- The certificate of participation will be given to the delegates attending the conference.
- The certificate will be given at the end of the conference.

#### Fees Payment

- Delegate will have to pay fees within the mentioned dates on the website.
- Fees will be accepted only through online payment mode.
- In case of non-payment of fees, entry will be restricted.
- **Fee is not refundable in any case. Fee for Delegate is Rs. 1000/- (\$ 100 for Foreign Participant)**
- **Fee includes breakfast, lunch and Registration Kit for one day. Fee does not include accommodation facility.**
- **Early Bird Discount is not applicable for Delegates.**

Only **Foreign Nationals** can pay fees by Demand Draft, in favour of “**Gujarat Technological University**” payable at Ahmedabad, India. They can pay fees either in US Dollar or in Indian currency.

## Fee payment process (Delegate)

Step 1 -> Go to: <https://www.onlinesbi.sbi/sbicollect/icollecthome.htm>



**SBI** State Bank Collect

Products & Services · Know More 12:0

**STATE BANK COLLECT**  
A MULTI-MODAL PAYMENT PORTAL

**DISCLAIMER CLAUSE**

Terms Used

- Corporate Customer: Firm/Company/Institution (FICI) collecting payment from their beneficiaries
- User: The beneficiary making a payment to FICI for the services/goods availed
- Bank shall not be responsible, in any way, for the quality or merchantability of any product/service/ware or any of the services related thereto, whatsoever, offered to the User by the Corporate Customer. Any disputes regarding the same or delivery of the Service or otherwise will be settled between Corporate Customer and the User and Bank shall not be a party to any such dispute. Any request for refund by the User on any grounds whatsoever should be taken up directly with the Corporate Customer and the Bank will not be concerned with such a request.
- Bank takes no responsibility in respect of the services provided and User shall not be entitled to make any claim against the Bank for deficiency in the services provided by the Corporate Customer.
- The User shall not publish, display, upload or transmit any information prohibited under Rule 3(2) of the Information Technology (Intermediaries guidelines) Rules, 2011.
- In case of non-compliance of the terms and conditions of usage by the User, the Bank has the right to immediately terminate the access or usage rights of the User to the computer resource of the Bank and remove the non-compliant information.

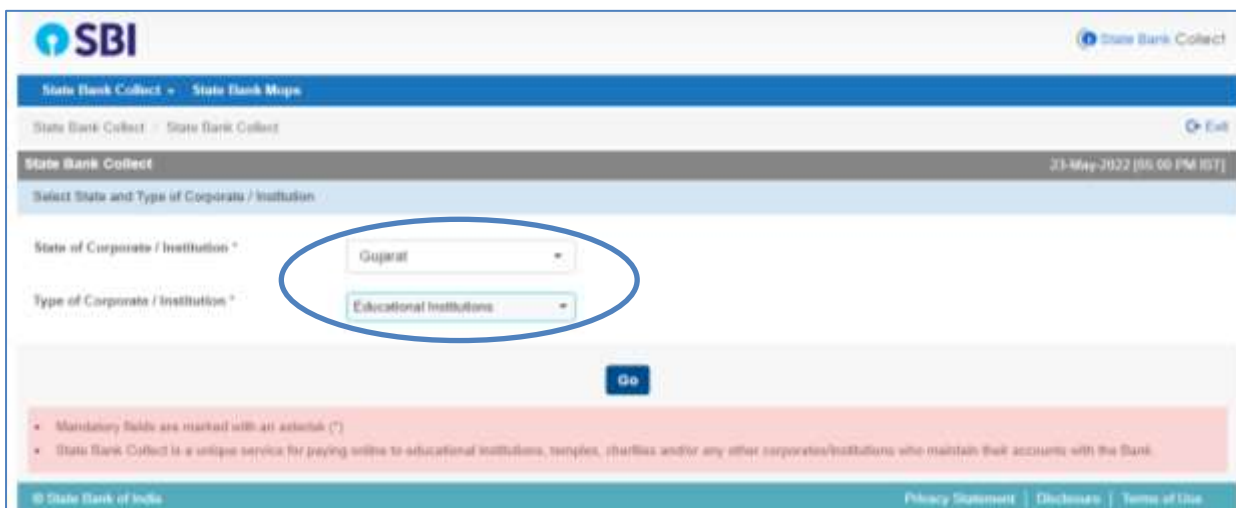
I have read and accepted the terms and conditions stated above.  
(Click Check Box to proceed for payment.)

**Proceed**

Step 2 ->

Select State of Corporate/institute – **Gujarat**

Select Type of Corporate/institute – **Education institutions** as shown in image below



**SBI** State Bank Collect

State Bank Collect · State Bank Mops

State Bank Collect / State Bank Collect Edit

State Bank Collect 23-May-2022 [05:00 PM IST]

Select State and Type of Corporate / Institution

State of Corporate / Institution \* Gujarat

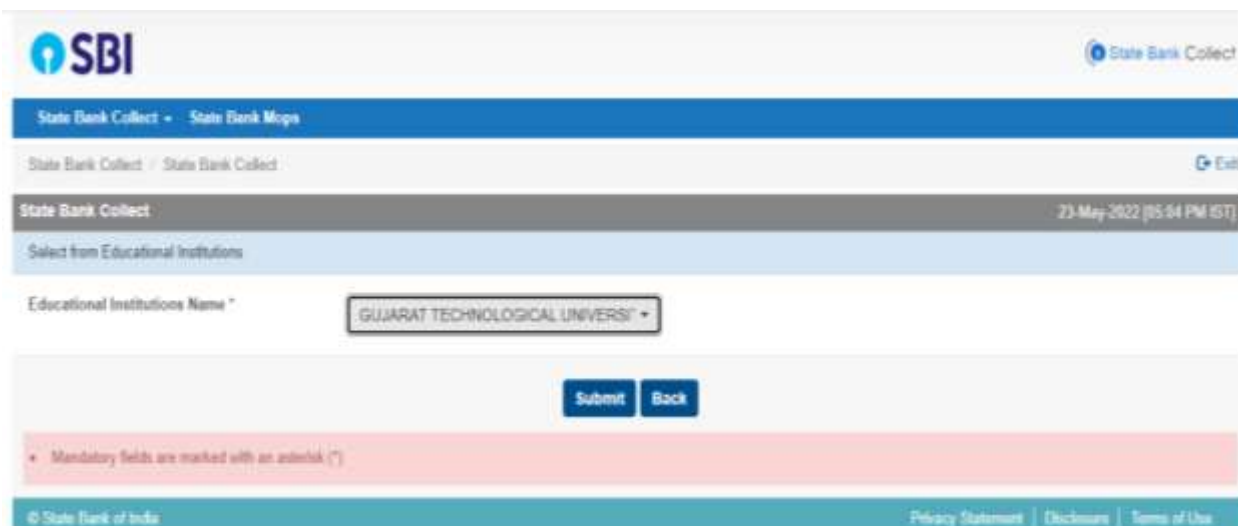
Type of Corporate / Institution \* Educational Institutions

**Go**

- Mandatory fields are marked with an asterisk (\*)
- State Bank Collect is a unique service for paying online to educational institutions, temples, charities and/or any other corporates/institutions who maintain bank accounts with the Bank.

© State Bank of India Privacy Statement | Disclosure | Terms of Use

Step 3: Select **Gujarat Technological University** in Educational Institute name as shown in image below



**SBI** State Bank Collect

State Bank Collect · State Bank Mops

State Bank Collect / State Bank Collect Edit

State Bank Collect 23-May-2022 [05:04 PM IST]

Select from Educational Institutions

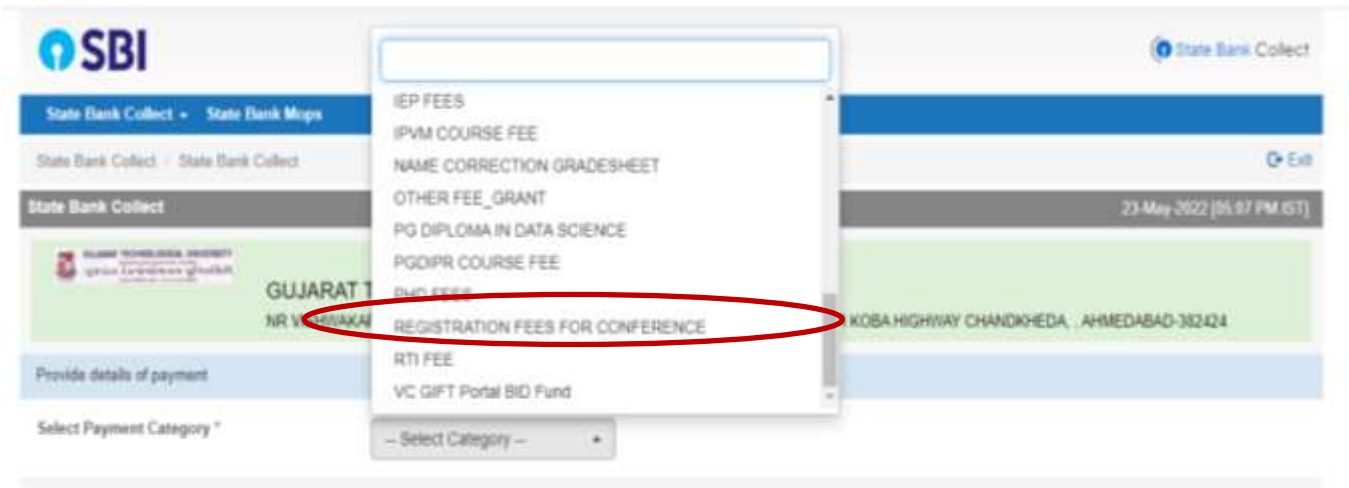
Educational Institutions Name \* GUJARAT TECHNOLOGICAL UNIVERSITY

**Submit** **Back**

- Mandatory fields are marked with an asterisk (\*)

© State Bank of India Privacy Statement | Disclosure | Terms of Use

**Step 4: Select Category from dropdown list: **Registration Fees for Conference****



- Step 5**
- 5.1 Write “GTU ICON 2022” in conference name.**
  - 5.2 Select “DELEGATE\_ONLY FOR ATTENDING CONFERENCE”**
  - 5.3 Write “Not allocated” in paper id/delegate id option.**
  - 5.4 Mention Amount **Rs. 1000/-** .**
  - 5.5 Follow instruction given by SBI site.**

A screenshot of the payment form on the SBI website. The form is titled 'GUJARAT TECHNOLOGICAL UNIVERSITY' and includes the address 'NR VISHWAKARMA GOVT ENGG COLLEGE NEAR VISAT THREE ROADS SABARMATI KOB... AHMEDABAD-382424'. The 'Select Payment Category' dropdown is set to 'REGISTRATION FEES FOR CONFERENCE'. Other fields include: NAME, INSTITUTE NAME, MOBILE NO, EMAIL, CONFERENCE NAME (filled with 'GTU ICON 2022'), CATEGORY (filled with 'DELEGATE\_ONLY FOR ATT'), PAPER ID/DELEGATE ID IF ANY (filled with 'Not Allocated'), DATE OF BIRTH, and REGISTRATION FEES AMOUNT FOR CONFERENCE (filled with '1000'). Red ovals highlight the 'REGISTRATION FEES FOR CONFERENCE' dropdown and the 'GTU ICON 2022' and 'DELEGATE\_ONLY FOR ATT' fields.

**Please remember reference number of your transaction which you will have to mention wherever required.**